



## Origami Doll House Instructions

Fold in half to make a rectangle and then again to make a square.




Bring the outer shorter sides of the rectangle into the centre of the square.

Open the end rectangle and press down the triangle that is created.



Do this to both ends!



Unfold and draw your house on the front, back and sides.

